

Signify Classified - Internal
Cooper Lighting Solutions Photometric Lab
1121 Highway 74 South
Peachtree City, GA 30269



Scaled data based on original data using
LM-79-08 Approved Method: Electrical and Photometric Measurements of Solid-
State Lighting Products

Test Report Prepared for
Cooper Lighting Solutions
(formerly Eaton)

Brand: STREETWORKS

Report Number: P867628

Luminaire Tested: **MEM2-HTN-SA-120-740-U-T3**

Issue Date: 08/21/2024



Test Information

Test Method: LM-79-08
Report Number: P867628
Test Lab: INNOVATION CENTER(G3)
Issue Date: 08/21/2024
Manufacturer: COOPER LIGHTING SOLUTIONS (FORMERLY EATON)
Product Line: STREETWORKS
Catalog Number: MEM2-HTN-SA-120-740-U-T3
Description: EPIC MODERN TALL HOUSING DISCRETE LED ARRAYS 120W 70CRI 4000K
FIXTURE w/ TYPE III DISTRIBUTION OPTIC
Light Source: (20) 4000K CCT, 70 CRI LEDS
Ballast/Driver: ELECTRONIC DRIVER

Summary

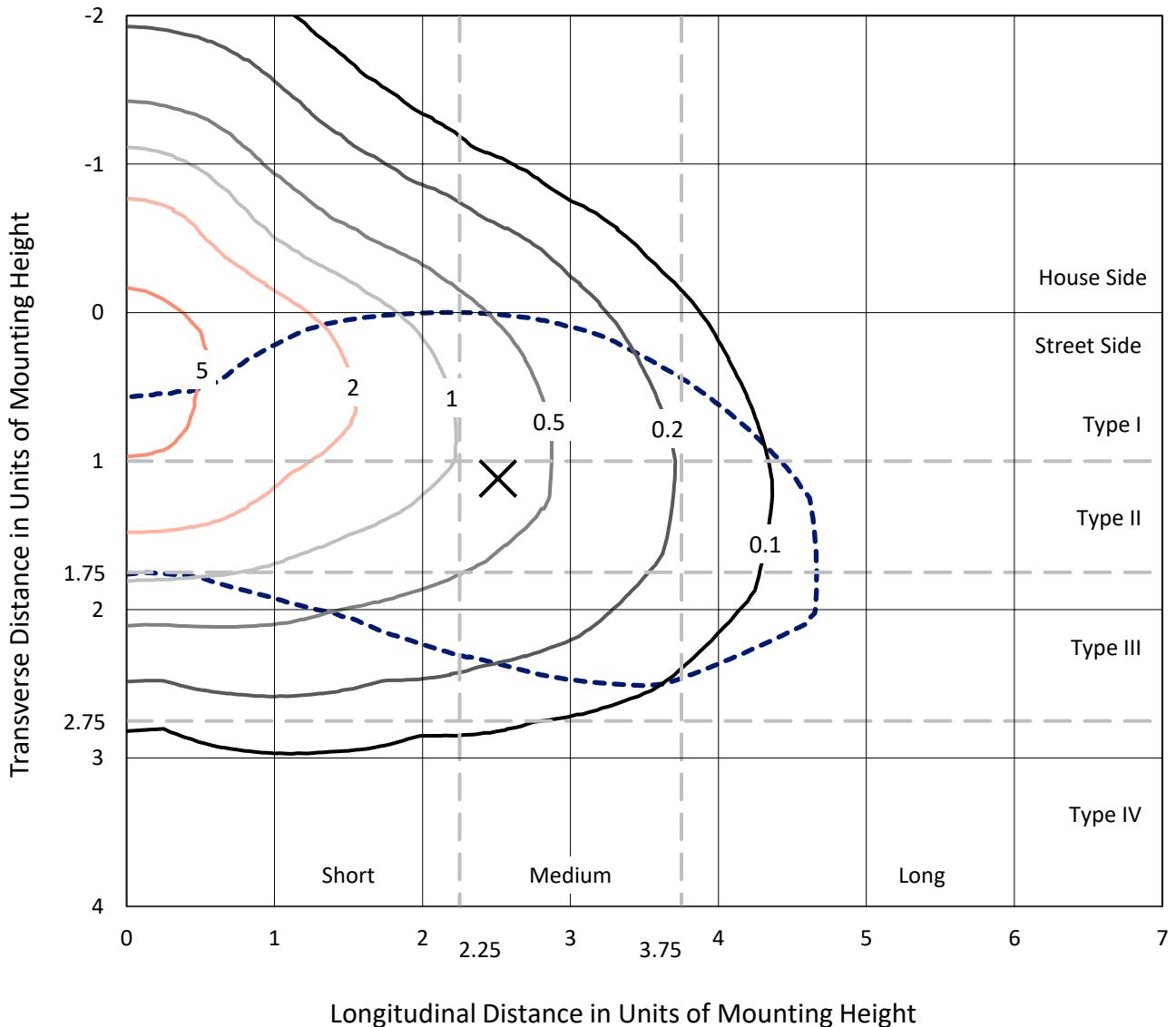
Lumens per Lamp: N/A
Luminaire Lumens: 13802.4 lumens
Efficiency: N/A
Efficacy: 136.7 lumens/watt
Luminous Opening: Rectangular (W 0.67' x L: 0.33' x H: 0')
IES Classification: Type III - Medium
BUG Rating: B2 - U0 - G2

Input Watts (W): 101
Input Voltage (V): 120
Input Current (A_{in}): NR
Voltage Rise (V): NR
Power Factor: 0.99
Total Harmonic Distortion (THDi): 9.45%
Frequency (hertz): 60
Stabilization Time: NR
Operation Time: NR
Ambient Temperature (°C): NR
Test Distance: 24 FT

REPORT NUMBER: P867628
 CATALOG NUMBER: MEM2-HTN-SA-120-740-U-T3

Iso-Footcandle Lines of Horizontal Illumination

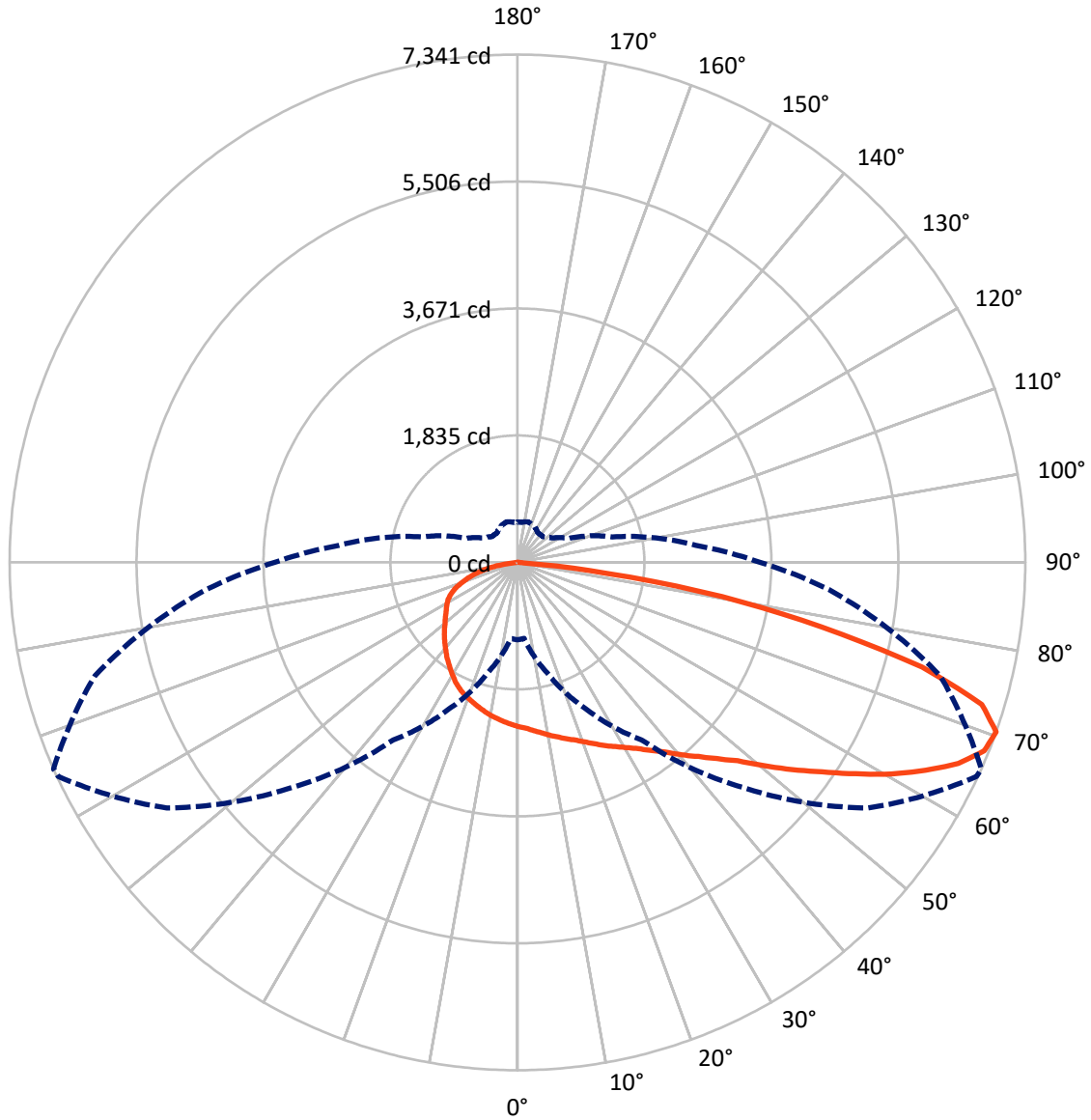
× Max cd
 - - - 1/2 Max cd



Based on 20 foot mounting height. Maximum calculated value = 6.4 fc
 Type III - Medium - N/A

REPORT NUMBER: P867628
CATALOG NUMBER: MEM2-HTN-SA-120-740-U-T3

Luminous Intensity Polar Plot



— Vertical Plane Through 66-Deg Lateral - - - Horizontal Cone Through 70-Deg Vertical

REPORT NUMBER: P867628
 CATALOG NUMBER: MEM2-HTN-SA-120-740-U-T3

FLUX DISTRIBUTION:

		Downward	Upward	Total
House Side	Lumens	3557.0	0.0	3557.0
	% Fixture	25.8	0.0	25.8
Street Side	Lumens	10245.4	0.0	10245.4
	% Fixture	74.2	0.0	74.2
Total	Lumens	13802.4	0.0	13802.4
	% Fixture	100.0	0.0	100.0

Coefficient of Utilization

ZONAL LUMENS:

Zone	Lumens	% Fixture
0°-10°	227.3	1.6
10°-20°	676.9	4.9
20°-30°	1137.0	8.2
30°-40°	1713.0	12.4
40°-50°	2325.6	16.8
50°-60°	2763.5	20.0
60°-70°	2820.3	20.4
70°-80°	1886.4	13.7
80°-90°	252.4	1.8
90°-100°	0.0	0.0
100°-110°	0.0	0.0
110°-120°	0.0	0.0
120°-130°	0.0	0.0
130°-140°	0.0	0.0
140°-150°	0.0	0.0
150°-160°	0.0	0.0
160°-170°	0.0	0.0
170°-180°	0.0	0.0
0°-90°	13802.4	100.0
0°-180°	13802.4	100.0



REPORT NUMBER: P867628

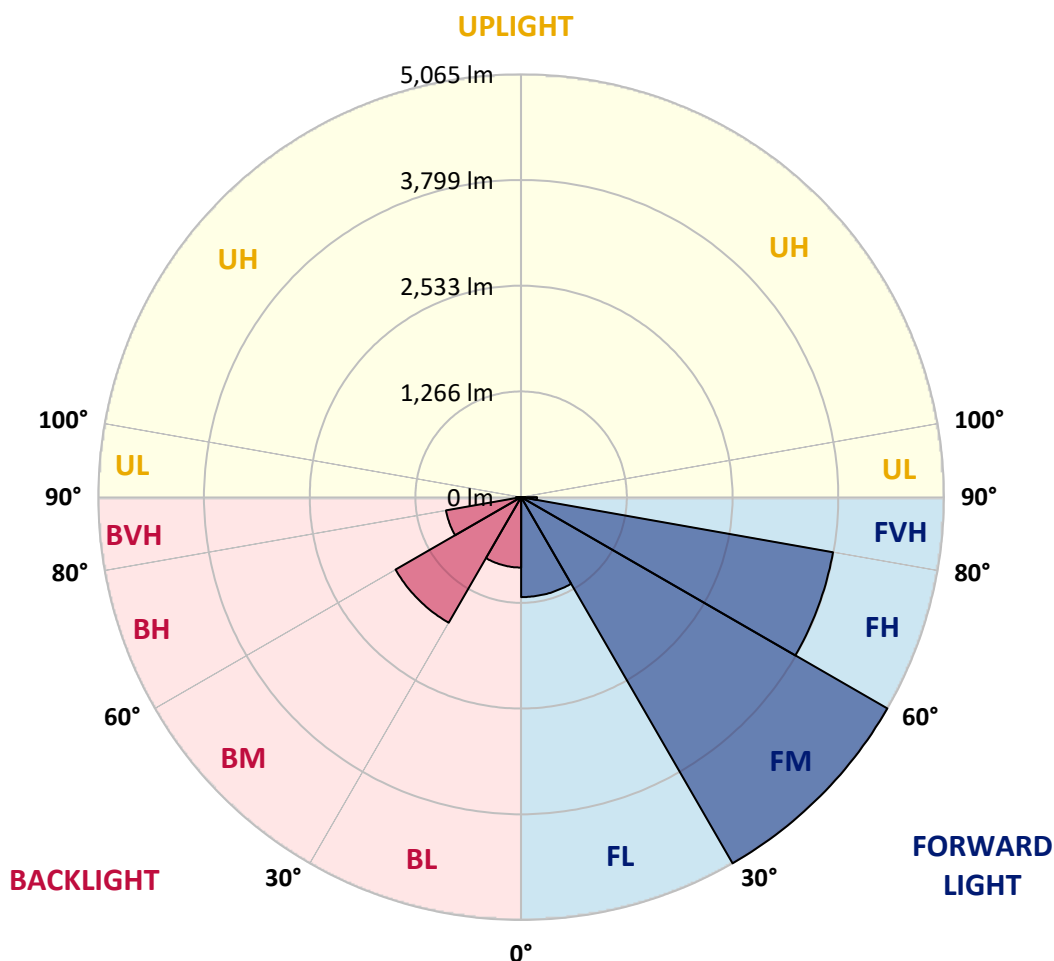
CATALOG NUMBER: MEM2-HTN-SA-120-740-U-T3

LUMINAIRE CLASSIFICATION SYSTEM LUMEN TABLE AND BUG RATING:

Zone	Lumens	% Fixture	Zone Rating/Lumen Limit		
			B	U	G
FL (0°-30°)	1197.8	8.7			
FM (30°-60°)	5065.2	36.7			
FH (60°-80°)	3793.4	27.5			G2/5000
FVH (80°-90°)	189.0	1.4			G2/225
BL (0°-30°)	843.4	6.1	B2/1000		
BM (30°-60°)	1736.9	12.6	B2/2500		
BH (60°-80°)	913.3	6.6	B2/1000		G2/1000
BVH (80°-90°)	63.3	0.5			G1/100
UL (90°-100°)	0.0	0.0		U0/0	
UH (100°-180°)	0.0	0.0		U0/0	

BUG Rating: B2-U0-G2

Type III Medium





REPORT NUMBER: P867628

CATALOG NUMBER: MEM2-HTN-SA-120-740-U-T3

CANDELA DISTRIBUTION (FULL):

	0°	5°	15°	25°	35°	45°	55°	65°	66°	75°	85°
0°	2374.8	2374.8	2374.8	2374.8	2374.8	2374.8	2374.8	2374.8	2374.8	2374.8	2374.8
2.5°	2459.8	2448.8	2440.6	2446.1	2429.6	2435.1	2415.9	2402.2	2399.5	2394.0	2388.5
5°	2536.6	2536.6	2522.9	2522.9	2503.7	2500.9	2473.5	2443.3	2443.3	2424.1	2402.2
7.5°	2618.8	2613.3	2596.9	2594.2	2572.2	2566.7	2536.6	2489.9	2487.2	2451.6	2418.6
10°	2676.4	2679.2	2668.2	2668.2	2651.7	2638.0	2594.2	2544.8	2539.3	2492.7	2440.6
12.5°	2720.3	2725.8	2723.0	2723.0	2709.3	2709.3	2660.0	2594.2	2588.7	2528.3	2454.3
15°	2766.9	2764.2	2772.4	2775.1	2769.7	2761.4	2725.8	2649.0	2646.3	2566.7	2473.5
17.5°	2808.0	2805.3	2808.0	2821.8	2824.5	2824.5	2788.8	2709.3	2698.4	2613.3	2489.9
20°	2832.7	2838.2	2849.2	2865.6	2873.9	2895.8	2865.6	2780.6	2769.7	2662.7	2525.6
22.5°	2926.0	2909.5	2917.7	2928.7	2939.7	2969.8	2942.4	2854.7	2846.4	2736.7	2566.7
25°	3085.0	3085.0	3065.8	3046.6	3032.9	3046.6	3024.7	2939.7	2934.2	2802.6	2613.3
27.5°	3362.0	3362.0	3320.8	3249.5	3159.1	3134.4	3117.9	3030.2	3013.7	2873.9	2643.5
30°	3713.0	3724.0	3649.9	3529.3	3362.0	3252.3	3211.2	3115.2	3106.9	2945.2	2690.1
32.5°	4088.7	4110.6	4055.8	3880.3	3606.0	3392.1	3326.3	3227.6	3208.4	3030.2	2750.5
35°	4426.0	4447.9	4373.9	4209.3	3858.3	3595.1	3463.4	3351.0	3340.0	3139.9	2841.0
37.5°	4700.2	4705.7	4659.1	4458.9	4069.5	3765.1	3633.5	3499.1	3477.1	3271.5	2936.9
40°	4990.9	5012.8	4966.2	4719.4	4261.4	3948.8	3803.5	3677.3	3658.1	3408.6	3027.4
42.5°	5295.2	5292.5	5292.5	4944.2	4453.4	4102.4	3987.2	3847.4	3836.4	3548.4	3126.1
45°	5481.7	5492.7	5462.5	5078.6	4735.8	4261.4	4165.4	4064.0	4044.8	3743.1	3255.0
47.5°	5528.3	5503.7	5366.5	5182.8	5053.9	4426.0	4390.3	4330.0	4286.1	3957.0	3414.1
50°	5465.3	5426.9	5347.4	5229.4	5171.8	4623.4	4617.9	4648.1	4617.9	4217.6	3597.8
52.5°	5229.4	5224.0	5210.2	5237.7	5144.4	4779.7	4875.7	4979.9	4974.4	4483.5	3789.8
55°	4733.1	4768.7	4933.3	5106.0	5040.2	4886.7	5163.6	5363.8	5341.9	4796.2	3987.2
57.5°	4225.8	4261.4	4472.6	4883.9	4938.8	5001.8	5487.2	5799.8	5764.2	5136.2	4168.2
60°	3784.3	3745.9	3957.0	4549.4	4796.2	5106.0	5808.0	6241.3	6211.2	5476.2	4354.7
62.5°	3085.0	3123.4	3460.7	4061.2	4596.0	5171.8	6071.3	6641.7	6622.5	5788.9	4505.5
65°	2440.6	2388.5	2895.8	3548.4	4250.5	5149.9	6298.9	7017.4	7003.7	6096.0	4620.7
67.5°	1659.1	1623.4	2292.5	3038.4	3781.5	4974.4	6351.0	7269.7	7275.1	6277.0	4650.8
70°	1118.8	1102.4	1648.1	2336.4	3131.6	4596.0	6189.2	7321.8	7341.0	6323.6	4516.5
72.5°	825.4	822.7	1206.6	1667.3	2330.9	3880.3	5747.7	6981.7	7017.4	5994.5	4121.6
75°	649.9	658.1	861.1	1184.6	1554.8	2871.1	4834.6	5986.3	6041.1	5177.3	3422.3
77.5°	532.0	532.0	603.3	850.1	1039.3	1782.5	3477.1	4382.1	4491.8	3995.4	2635.3
80°	430.5	438.8	447.0	592.3	688.3	1017.4	2023.8	2923.2	3002.7	2783.4	1903.1
82.5°	235.8	252.3	244.1	307.1	345.5	471.7	803.5	1181.9	1302.6	1160.0	863.8
85°	16.5	11.0	19.2	24.7	30.2	46.6	63.1	87.8	82.3	117.9	60.3
87.5°	2.7	2.7	2.7	5.5	5.5	8.2	11.0	11.0	11.0	11.0	11.0
90°	0.0	0.0	0.0	0.0	0.0	0.0	0.0	0.0	0.0	0.0	0.0



REPORT NUMBER: P867628

CATALOG NUMBER: MEM2-HTN-SA-120-740-U-T3

CANDELA DISTRIBUTION (continued):

	90°	95°	105°	115°	125°	135°	145°	155°	165°	175°	180°
0°	2374.8	2374.8	2374.8	2374.8	2374.8	2374.8	2374.8	2374.8	2374.8	2374.8	2374.8
2.5°	2385.7	2372.0	2350.1	2344.6	2336.4	2325.4	2314.4	2298.0	2292.5	2298.0	2303.5
5°	2388.5	2369.3	2333.6	2311.7	2289.8	2270.6	2248.6	2226.7	2213.0	2215.7	2226.7
7.5°	2396.7	2369.3	2314.4	2278.8	2243.1	2213.0	2177.3	2152.7	2136.2	2138.9	2147.2
10°	2407.7	2369.3	2303.5	2243.1	2193.8	2149.9	2114.3	2084.1	2067.6	2064.9	2067.6
12.5°	2410.4	2366.5	2278.8	2204.8	2144.4	2086.8	2048.4	2021.0	2004.6	1996.3	2001.8
15°	2418.6	2358.3	2254.1	2163.6	2089.6	2029.3	1982.6	1949.7	1938.8	1933.3	1930.5
17.5°	2429.6	2355.6	2232.2	2122.5	2034.7	1966.2	1925.0	1892.1	1878.4	1872.9	1878.4
20°	2446.1	2358.3	2207.5	2081.4	1985.4	1916.8	1870.2	1837.3	1826.3	1823.6	1820.8
22.5°	2468.0	2363.8	2188.3	2043.0	1930.5	1862.0	1815.4	1793.4	1785.2	1787.9	1787.9
25°	2489.9	2369.3	2160.9	1990.9	1872.9	1801.6	1768.7	1752.3	1757.8	1768.7	1768.7
27.5°	2509.1	2366.5	2122.5	1936.0	1804.4	1738.6	1713.9	1716.6	1730.3	1749.5	1752.3
30°	2533.8	2366.5	2081.4	1867.5	1727.6	1664.5	1659.1	1681.0	1702.9	1722.1	1722.1
32.5°	2572.2	2383.0	2048.4	1798.9	1648.1	1598.7	1623.4	1653.6	1678.2	1697.4	1702.9
35°	2638.0	2418.6	2026.5	1730.3	1571.3	1535.6	1582.3	1631.6	1648.1	1661.8	1664.5
37.5°	2701.1	2451.6	1999.1	1664.5	1491.8	1478.1	1541.1	1593.2	1596.0	1604.2	1604.2
40°	2761.4	2476.2	1963.4	1593.2	1415.0	1415.0	1489.0	1532.9	1527.4	1519.2	1521.9
42.5°	2827.2	2489.9	1922.3	1527.4	1351.9	1351.9	1412.2	1450.6	1447.9	1458.9	1467.1
45°	2906.8	2517.4	1867.5	1467.1	1286.1	1275.1	1324.5	1357.4	1398.5	1447.9	1461.6
47.5°	3016.5	2555.8	1823.6	1401.3	1231.3	1192.9	1212.1	1280.6	1327.2	1368.4	1373.9
50°	3131.6	2610.6	1785.2	1332.7	1165.4	1096.9	1113.3	1190.1	1217.6	1234.0	1242.2
52.5°	3255.0	2654.5	1752.3	1275.1	1096.9	998.2	1020.1	1094.2	1113.3	1127.1	1129.8
55°	3362.0	2690.1	1711.2	1220.3	1022.9	904.9	932.4	1003.7	1022.9	1039.3	1039.3
57.5°	3474.4	2723.0	1683.7	1173.7	943.3	828.2	847.3	918.6	946.1	951.6	959.8
60°	3567.6	2753.2	1659.1	1129.8	869.3	759.6	773.3	836.4	869.3	872.0	877.5
62.5°	3633.5	2772.4	1645.3	1075.0	795.2	691.0	702.0	765.1	803.5	811.7	814.4
65°	3674.6	2783.4	1620.7	1003.7	732.2	633.5	633.5	696.5	734.9	754.1	759.6
67.5°	3655.4	2764.2	1554.8	921.4	674.6	575.9	573.1	636.2	669.1	680.1	682.8
70°	3507.3	2651.7	1420.5	819.9	614.3	523.8	518.3	575.9	606.0	581.4	584.1
72.5°	3205.7	2396.7	1236.7	718.5	551.2	474.4	468.9	518.3	521.0	521.0	518.3
75°	2701.1	1958.0	987.2	611.5	485.4	422.3	425.0	463.4	466.2	479.9	471.7
77.5°	2070.4	1450.6	770.6	488.1	411.3	375.7	389.4	403.1	422.3	441.5	422.3
80°	1505.5	1000.9	534.7	364.7	318.1	318.1	323.6	337.3	364.7	383.9	364.7
82.5°	644.4	441.5	246.8	181.0	156.3	153.6	156.3	156.3	192.0	197.4	172.8
85°	49.4	41.1	30.2	30.2	24.7	13.7	13.7	11.0	8.2	8.2	8.2
87.5°	11.0	8.2	8.2	8.2	5.5	5.5	5.5	5.5	5.5	5.5	5.5
90°	0.0	0.0	0.0	0.0	0.0	0.0	0.0	0.0	0.0	0.0	0.0

LM-79-2019: Approved Method: Electrical and Photometric Measurements of Solid-
State Lighting Products

Report Prepared for

Cooper Lighting Solutions

Streetworks

Report Number: SP1-2407-157-5

Test Date: 08/07/2024

Luminaire Tested: MEM2-HTN-SA-40-740-U-5WQ-2

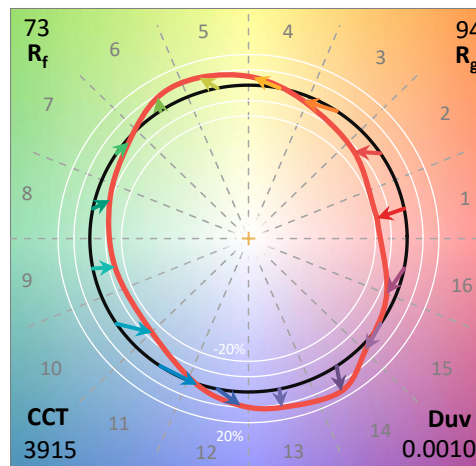
Data in this report applies to families of products including MEM2-HTN-SA-40-740-U-5WQ-2

Test Information

Test Method: LM-79-2019
 Report Number: SP1-2407-157-5
 Test Lab: COOPER LIGHTING SOLUTIONS
 Photometer: SP1 - 76IN SPHERE
 Measurement Geometry: 4π
 Issue Date: 08/20/2024
 Manufacturer: COOPER LIGHTING SOLUTIONS
 Product Line: Streetworks
 Catalog Number: **MEM2-HTN-SA-40-740-U-5WQ-2**
 Description: Epic Modern Light Square 40W 5WQ Optic and Flare Trim

Spectral Parameters

CCT (K):	3915	CRI (Ra):	71.0	R9:	-38.4
CIE u':	0.2262	R1:	67.6	R10:	48.9
CIE v':	0.5044	R2:	78.3	R11:	65.3
Duv:	0.0010	R3:	87.1	R12:	40.4
CIE x:	0.3850	R4:	69.7	R13:	69.3
CIE y:	0.3816	R5:	67.4	R14:	92.6
CIE z:	0.2334	R6:	69.3	R15:	59.9
Peak Wavelength (nm):	449	R7:	79.7		
Dominant Wavelength (nm):	578	R8:	48.7		
Purity:	30.05482				
Rf:	73.2				
Rg:	93.9				



Test Conditions

Stabilization Time: 21M
 Operation Time: 1H 21M
 Sphere Temperature (°C): 24.2

REPORT NUMBER: SP1-2407-157-5

Measurement and Test Equipment			
Instrument	Identification Number	Calibration Date	Calibration Due Date
Photometer	IN0058	6/18/2024	12/18/2024
Power Meter	INXT2011004	2/8/2024	2/8/2025
AC Power Source	IN0063	10/24/2023	10/24/2024
DC Power Source	IN0208	10/24/2023	10/24/2024
Sphere Thermometer	IN0085	10/24/2023	10/24/2024
Room Thermometer	IN0046	10/24/2023	10/24/2024

REPORT NUMBER: SP1-2407-157-5

CIE 1931 Chromaticity Diagram



CIE 1931 Chromaticity Diagram with 2017 ANSI 7-Step and 4-Step Quadrangles



Point lies inside the ANSI 4000K 4-step quadrangle

REPORT NUMBER: SP1-2407-157-5

Photopic Flux vs. Wavelength



Photopic Lumens: NR

λ (nm)	Power W [^] /nm	Lumens (φ/nm)	λ (nm)	Power W [^] /nm	Lumens (φ/nm)	λ (nm)	Power W [^] /nm	Lumens (φ/nm)	λ (nm)	Power W [^] /nm	Lumens (φ/nm)	λ (nm)	Power W [^] /nm	Lumens (φ/nm)
360	0	NR	490	112	NR	620	618	NR	750	15	NR	880	0	NR
365	0	NR	495	153	NR	625	563	NR	755	13	NR	885	0	NR
370	0	NR	500	216	NR	630	510	NR	760	11	NR	890	0	NR
375	0	NR	505	291	NR	635	456	NR	765	9	NR	895	0	NR
380	0	NR	510	366	NR	640	407	NR	770	8	NR	900	0	NR
385	0	NR	515	436	NR	645	359	NR	775	7	NR	905	0	NR
390	0	NR	520	492	NR	650	316	NR	780	6	NR	910	0	NR
395	2	NR	525	536	NR	655	277	NR	785	5	NR	915	0	NR
400	4	NR	530	567	NR	660	240	NR	790	4	NR	920	0	NR
405	7	NR	535	596	NR	665	208	NR	795	4	NR	925	0	NR
410	12	NR	540	619	NR	670	179	NR	800	3	NR	930	0	NR
415	25	NR	545	644	NR	675	154	NR	805	3	NR	935	0	NR
420	51	NR	550	671	NR	680	133	NR	810	3	NR	940	0	NR
425	100	NR	555	701	NR	685	114	NR	815	2	NR	945	0	NR
430	180	NR	560	735	NR	690	98	NR	820	2	NR	950	0	NR
435	315	NR	565	768	NR	695	83	NR	825	2	NR	955	0	NR
440	514	NR	570	798	NR	700	71	NR	830	1	NR	960	0	NR
445	828	NR	575	825	NR	705	61	NR	835	1	NR	965	0	NR
450	992	NR	580	843	NR	710	52	NR	840	1	NR	970	0	NR
455	652	NR	585	848	NR	715	44	NR	845	1	NR	975	0	NR
460	382	NR	590	844	NR	720	38	NR	850	1	NR	980	0	NR
465	282	NR	595	826	NR	725	32	NR	855	1	NR	985	0	NR
470	180	NR	600	800	NR	730	28	NR	860	1	NR	990	0	NR
475	119	NR	605	762	NR	735	24	NR	865	1	NR	995	0	NR
480	101	NR	610	719	NR	740	20	NR	870	1	NR	1000	0	NR
485	98	NR	615	669	NR	745	17	NR	875	0	NR			

REPORT NUMBER: SP1-2407-157-5

Scotopic Flux vs. Wavelength



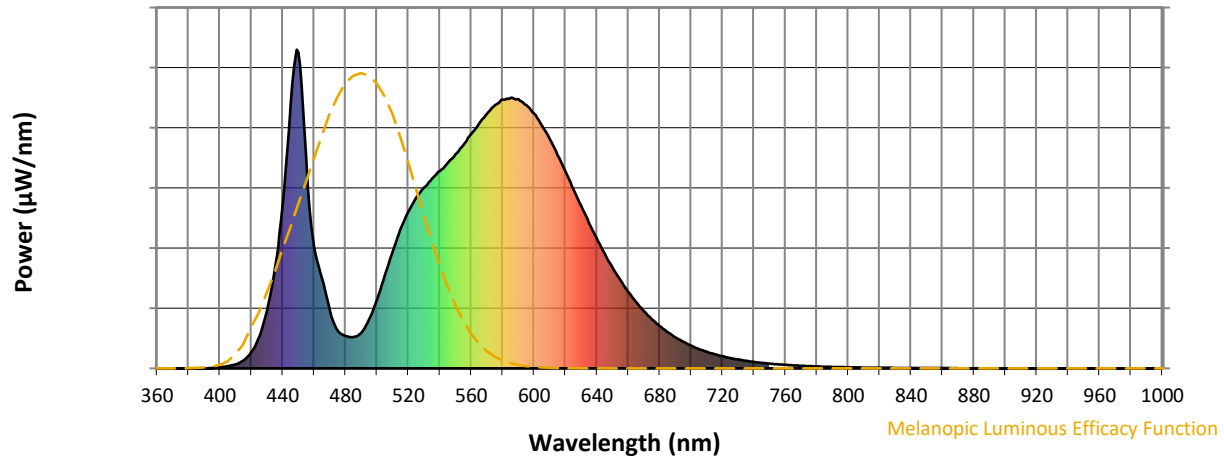
Scotopic Lumens: NR

S/P: 1.49

λ (nm)	Power W [^] /nm	Lumens (φ/nm)	λ (nm)	Power W [^] /nm	Lumens (φ/nm)	λ (nm)	Power W [^] /nm	Lumens (φ/nm)	λ (nm)	Power W [^] /nm	Lumens (φ/nm)	λ (nm)	Power W [^] /nm	Lumens (φ/nm)
360	0	NR	490	112	NR	620	618	NR	750	15	NR	880	0	NR
365	0	NR	495	153	NR	625	563	NR	755	13	NR	885	0	NR
370	0	NR	500	216	NR	630	510	NR	760	11	NR	890	0	NR
375	0	NR	505	291	NR	635	456	NR	765	9	NR	895	0	NR
380	0	NR	510	366	NR	640	407	NR	770	8	NR	900	0	NR
385	0	NR	515	436	NR	645	359	NR	775	7	NR	905	0	NR
390	0	NR	520	492	NR	650	316	NR	780	6	NR	910	0	NR
395	2	NR	525	536	NR	655	277	NR	785	5	NR	915	0	NR
400	4	NR	530	567	NR	660	240	NR	790	4	NR	920	0	NR
405	7	NR	535	596	NR	665	208	NR	795	4	NR	925	0	NR
410	12	NR	540	619	NR	670	179	NR	800	3	NR	930	0	NR
415	25	NR	545	644	NR	675	154	NR	805	3	NR	935	0	NR
420	51	NR	550	671	NR	680	133	NR	810	3	NR	940	0	NR
425	100	NR	555	701	NR	685	114	NR	815	2	NR	945	0	NR
430	180	NR	560	735	NR	690	98	NR	820	2	NR	950	0	NR
435	315	NR	565	768	NR	695	83	NR	825	2	NR	955	0	NR
440	514	NR	570	798	NR	700	71	NR	830	1	NR	960	0	NR
445	828	NR	575	825	NR	705	61	NR	835	1	NR	965	0	NR
450	992	NR	580	843	NR	710	52	NR	840	1	NR	970	0	NR
455	652	NR	585	848	NR	715	44	NR	845	1	NR	975	0	NR
460	382	NR	590	844	NR	720	38	NR	850	1	NR	980	0	NR
465	282	NR	595	826	NR	725	32	NR	855	1	NR	985	0	NR
470	180	NR	600	800	NR	730	28	NR	860	1	NR	990	0	NR
475	119	NR	605	762	NR	735	24	NR	865	1	NR	995	0	NR
480	101	NR	610	719	NR	740	20	NR	870	1	NR	1000	0	NR
485	98	NR	615	669	NR	745	17	NR	875	0	NR			

REPORT NUMBER: SP1-2407-157-5

Melanopic Flux vs. Wavelength



Melanopic Lumens: NR

M/P: 2.88

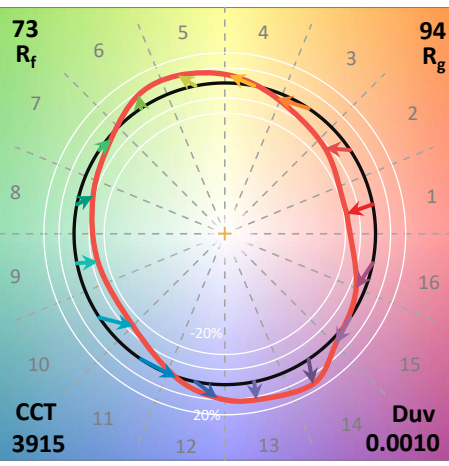
λ (nm)	Power W [^] /nm	Lumens (φ/nm)	λ (nm)	Power W [^] /nm	Lumens (φ/nm)	λ (nm)	Power W [^] /nm	Lumens (φ/nm)	λ (nm)	Power W [^] /nm	Lumens (φ/nm)	λ (nm)	Power W [^] /nm	Lumens (φ/nm)
360	0	NR	490	112	NR	620	618	NR	750	15	NR	880	0	NR
365	0	NR	495	153	NR	625	563	NR	755	13	NR	885	0	NR
370	0	NR	500	216	NR	630	510	NR	760	11	NR	890	0	NR
375	0	NR	505	291	NR	635	456	NR	765	9	NR	895	0	NR
380	0	NR	510	366	NR	640	407	NR	770	8	NR	900	0	NR
385	0	NR	515	436	NR	645	359	NR	775	7	NR	905	0	NR
390	0	NR	520	492	NR	650	316	NR	780	6	NR	910	0	NR
395	2	NR	525	536	NR	655	277	NR	785	5	NR	915	0	NR
400	4	NR	530	567	NR	660	240	NR	790	4	NR	920	0	NR
405	7	NR	535	596	NR	665	208	NR	795	4	NR	925	0	NR
410	12	NR	540	619	NR	670	179	NR	800	3	NR	930	0	NR
415	25	NR	545	644	NR	675	154	NR	805	3	NR	935	0	NR
420	51	NR	550	671	NR	680	133	NR	810	3	NR	940	0	NR
425	100	NR	555	701	NR	685	114	NR	815	2	NR	945	0	NR
430	180	NR	560	735	NR	690	98	NR	820	2	NR	950	0	NR
435	315	NR	565	768	NR	695	83	NR	825	2	NR	955	0	NR
440	514	NR	570	798	NR	700	71	NR	830	1	NR	960	0	NR
445	828	NR	575	825	NR	705	61	NR	835	1	NR	965	0	NR
450	992	NR	580	843	NR	710	52	NR	840	1	NR	970	0	NR
455	652	NR	585	848	NR	715	44	NR	845	1	NR	975	0	NR
460	382	NR	590	844	NR	720	38	NR	850	1	NR	980	0	NR
465	282	NR	595	826	NR	725	32	NR	855	1	NR	985	0	NR
470	180	NR	600	800	NR	730	28	NR	860	1	NR	990	0	NR
475	119	NR	605	762	NR	735	24	NR	865	1	NR	995	0	NR
480	101	NR	610	719	NR	740	20	NR	870	1	NR	1000	0	NR
485	98	NR	615	669	NR	745	17	NR	875	0	NR			

Summary

$R_f = 73.2$
 $R_g = 93.9$
 $CIE R_a = 71.0$
 $R_g = -38.4$



Color Vector Graphics



Individual Sample Fidelity Index ($R_{f,i}$)

CES01 = 85	CES26 = 61	CES51 = 88	CES76 = 50
CES02 = 61	CES27 = 88	CES52 = 87	CES77 = 69
CES03 = 30	CES28 = 81	CES53 = 77	CES78 = 53
CES04 = 70	CES29 = 65	CES54 = 84	CES79 = 81
CES05 = 47	CES30 = 81	CES55 = 83	CES80 = 78
CES06 = 50	CES31 = 69	CES56 = 73	CES81 = 77
CES07 = 40	CES32 = 60	CES57 = 72	CES82 = 91
CES08 = 39	CES33 = 76	CES58 = 73	CES83 = 89
CES09 = 29	CES34 = 70	CES59 = 85	CES84 = 86
CES10 = 74	CES35 = 83	CES60 = 89	CES85 = 77
CES11 = 57	CES36 = 91	CES61 = 81	CES86 = 71
CES12 = 63	CES37 = 79	CES62 = 85	CES87 = 76
CES13 = 42	CES38 = 92	CES63 = 72	CES88 = 80
CES14 = 74	CES39 = 96	CES64 = 64	CES89 = 70
CES15 = 71	CES40 = 91	CES65 = 61	CES90 = 79
CES16 = 46	CES41 = 93	CES66 = 57	CES91 = 74
CES17 = 49	CES42 = 80	CES67 = 54	CES92 = 57
CES18 = 56	CES43 = 76	CES68 = 63	CES93 = 74
CES19 = 72	CES44 = 99	CES69 = 73	CES94 = 51
CES20 = 65	CES45 = 85	CES70 = 55	CES95 = 65
CES21 = 86	CES46 = 82	CES71 = 48	CES96 = 76
CES22 = 78	CES47 = 86	CES72 = 83	CES97 = 84
CES23 = 92	CES48 = 77	CES73 = 45	CES98 = 75
CES24 = 91	CES49 = 80	CES74 = 93	CES99 = 62
CES25 = 72	CES50 = 88	CES75 = 51	



Color Rendition by Hue-Angle Bin



Measure Comparisons



(END OF REPORT)